



Model: LM-MR16-3538X60K29

Base MR16

Voltage: 12V DC

Output: 3.5W

Energ: A+

Kelvin: 2900K

Lumen: 280LM

CRI:  $\geq 80Ra$

Life Span: 25000h

Switch Life: 12500

Beam Angel:  $110^\circ$

LED Chip: 3528

LED QTY: 60

Reflector: Glass

Lens: Glass

**Seitronic**<sup>®</sup>



**Seitronic®**



LED Chip

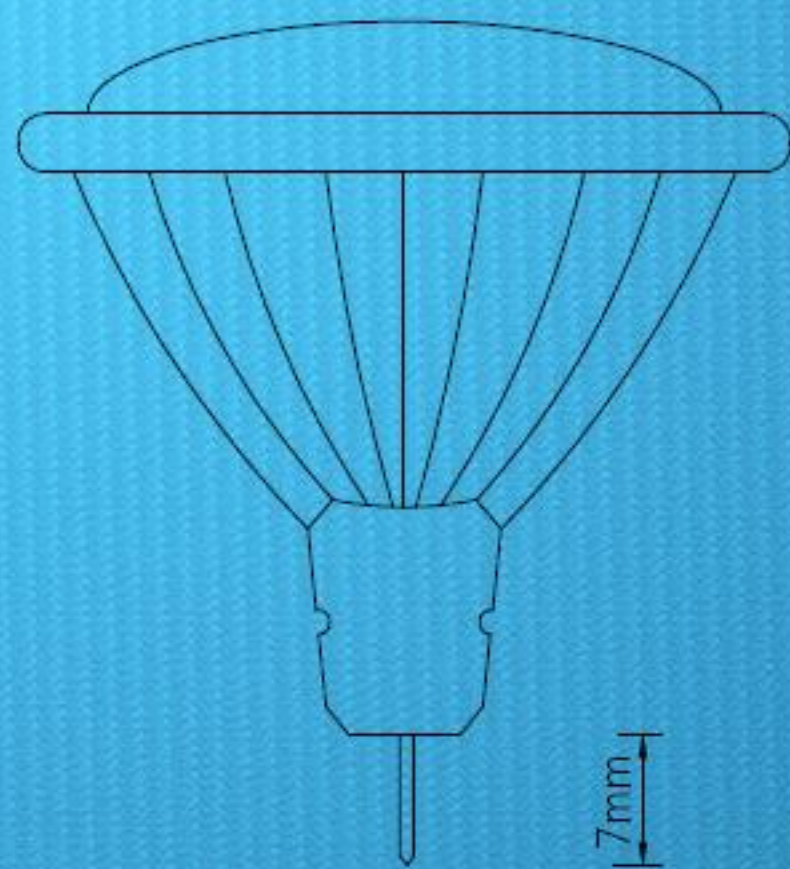
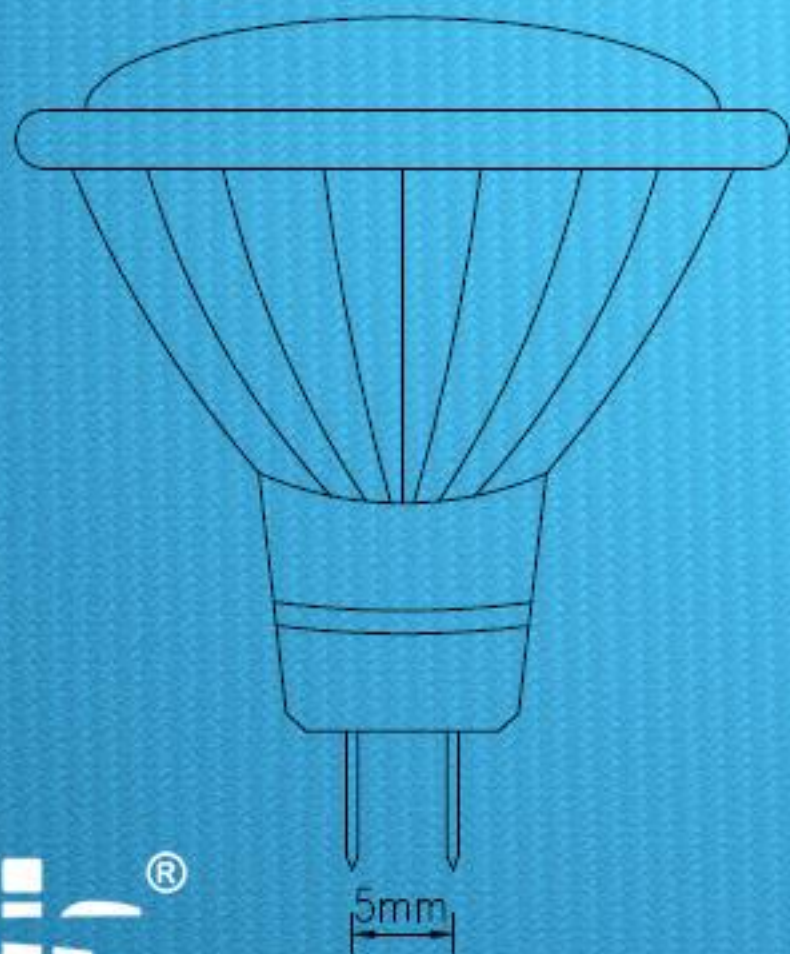


60Pcs Super Bright LED

**Seitronic**<sup>®</sup>




Reflector

Glass



Results show



Seitronic®